
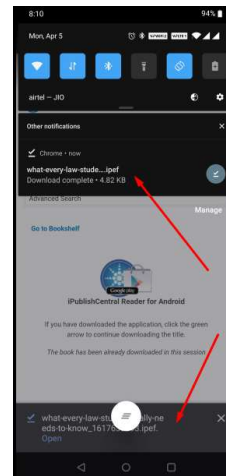
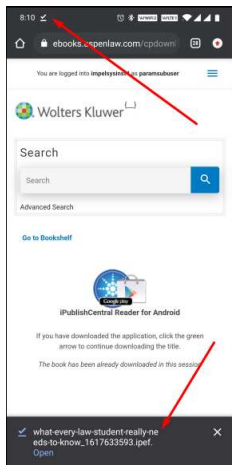


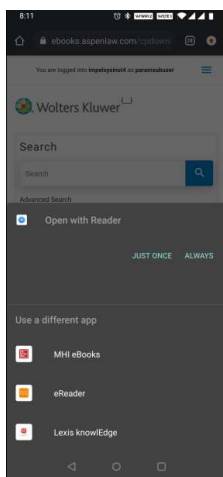


Steps to Download on Android Device or Tablet

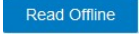

- Download and install the iPublishCentral Reader Android app from the Google Play Store.
- The link is: <https://play.google.com/store/apps/details?id=com.impelsys.ioffline>
- Open the default browser on your Android Device or Tablet.
- Login to ebooks.aspenlaw.com
- Go to the Bookshelf Page and choose the eBook you wish to download.
- Tap on the button **Read Offline**.
- You will be redirected to the download page.
- Tap on the button .
- Once the file is downloaded, the downloaded files will be in the notification bar either top or bottom as shown in the screenshots below.

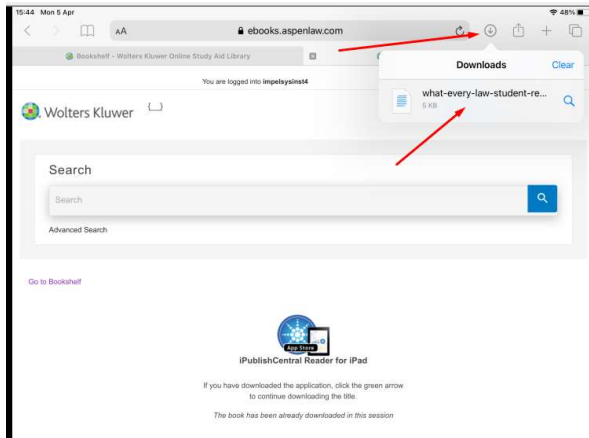


- When you click on the file, it will display the list of apps that you can open this file with. Select **iPublishcentral Reader App**.

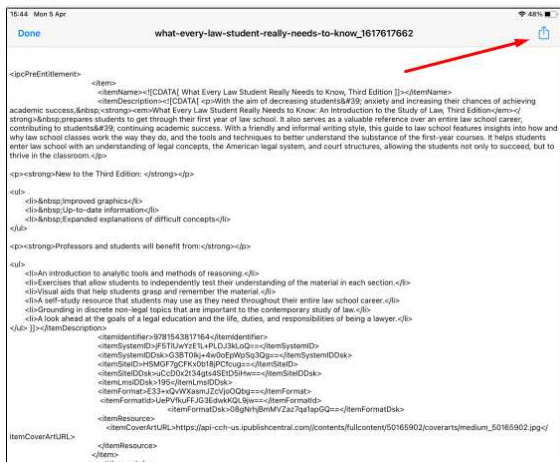


Steps to Download on iPad and iPhone

- Download and install the iPublishCentral Reader iPad or iPhone app from the Apple App Store.
- The link is: <https://apps.apple.com/us/app/iosoffline/id510322929>
- Open the default browser on your iPad or iPhone.
- Login to ebooks.aspenlaw.com
- Go to the Bookshelf Page and choose the book you wish to download.
- Click on the button .
- You will be redirected to the download page.
- Click on the button .
- Once the file is downloaded, the downloaded file will be available in the download folder of the browser as in the screenshot below.



- Once you click on the file, an encrypted page will open with a share button either at the top or bottom of the page



- Click on the share button. It will display the list of apps that you can open this file with. Select iPublishcentral Reader App.

